



# Tulip

## VTP 821A

inch 20 15/16 x 15 1/8 x 4 1/2/6 mm 532 x 384 x 114/153

### interior dimensions

inch 18 15/16 x 13 1/6 x 3 7/8  
mm 482 x 332 x 99

### weight

lb - 12 kg - 5

### installation

above counter

### accessory

nil

### overflow

without overflow: VTP 821A  
built-in overflow/slot design: VTP 821A-O  
polished chrome or brushed nickel

### faucet hole

no hole for faucet

### material

WETMAR BiO™, True High Gloss™,  
Matte or Dual\* finish

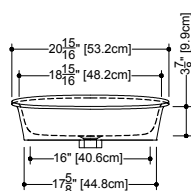
### color

white

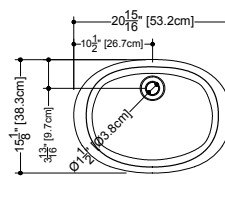
### codes/standards applicable

IAPMO-ANSI Z124.1  
IAPMO-ANSI Z124.3  
CSA B 45.0 – CSA B45.4

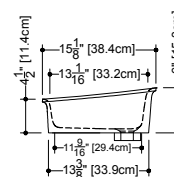
\*Dual finish: True High Gloss™ interior and rim  
and matte exterior



front view



plan view



side view

